



# Eversley Primary School

'Be the best you can be'



















## **HOMEWORK**

w/b 24<sup>th</sup> February 2020 – w/b 30<sup>th</sup> March 2020

These sheets are the homework for the majority of children in each year group.

Some children will be working on homework that may vary from this as it is individual to them.

## Spring Term – Second Half - Reception

Due in :	Monday 2nd March	Monday 9 <sup>th</sup> March	Monday 16 <sup>th</sup> March	Monday 23 <sup>rd</sup> March	Monday 30 <sup>th</sup> March	Monday 20 <sup>th</sup> April
<p style="text-align: center;"><b>Literacy Challenge!</b></p>	<p style="text-align: center;"><b>b</b> </p> <p>Find up to 5 things at home that begin with this sound and draw them.</p>	<p style="text-align: center;"><b>f</b> </p> <p>Find up to 5 things at home that begin with this sound and draw them.</p>	<p style="text-align: center;"><b>l</b> </p> <p>Find up to 5 things at home that begin with this sound and draw them.</p>	<p style="text-align: center;"><b>j</b> </p> <p>Find up to 5 things at home that begin with this sound and draw them.</p>	<p style="text-align: center;"><b>v</b> </p> <p>Find up to 5 things at home that begin with this sound and draw them.</p>	<p style="text-align: center;"><b>w</b> </p> <p>Find up to 5 things at home that begin with this sound and draw them.</p>
<p style="text-align: center;"><b>Maths Detectives!</b></p> <p>Please have this family discussion encouraging your child to take part in conversations by taking turns and listening to others' ideas.</p>	<p style="text-align: center;"></p> <p>Can you name 3 things that holds more water than a jug and 3 things that holds less water?</p>	<p style="text-align: center;"></p> <p>Can you measure how tall you are? What did you use to measure your height?</p>	<p style="text-align: center;"></p> <p>What time do you get up in the morning? What time do you go to bed at night?</p>	<p style="text-align: center;"></p> <p>What can you do in a minute? How many jumps? How many times can you write your name? How many shapes can you find?</p>	<p style="text-align: center;"></p> <p>Describe what you can see on these 3D shapes.</p> <p style="text-align: center;">Cube      Sphere Cuboid    Pyramid Cylinder    Cone</p>	<p style="text-align: center;"></p> <p>Can you draw a picture using shapes?</p>
<p style="text-align: center;"><b>Have you ever wondered?</b></p> <p>Please have this family discussion encouraging your child to use their imagination and take part in conversations by taking turns and listening to others' ideas.</p>	<p style="text-align: center;"></p> <p>Have you ever wondered what powers a superhero might have?</p>	<p style="text-align: center;"></p> <p>Have you ever wondered what do you know about South Africa?</p>	<p style="text-align: center;"></p> <p>Have you ever wondered which superhero you would like to be and why?</p>	<p style="text-align: center;"></p> <p>Have you ever wondered what animals live in South Africa?</p>	<p style="text-align: center;"></p> <p>Have you ever wondered what is your favourite fairy-tale and why?</p>	<p style="text-align: center;"></p> <p>Have you ever wondered why we celebrate Easter?</p>
<p style="text-align: center;"><b>Reading</b></p>	Reading together (10 – 15 minutes daily)					
<p style="text-align: center;"><b>Values</b></p>	My Milestone Mission: I will put on and do up my on coat.					

Most homework links in to classroom learning.

## Spring Term – Second Half - Year 1

	<b>Week 1 (due 3<sup>rd</sup> March)</b>	<b>Week 2 (due 10<sup>th</sup> March)</b>	<b>Week 3 (due 17<sup>th</sup> March)</b>	<b>Week 4 (due 24<sup>th</sup> March)</b>	<b>Week 5 (due 31<sup>st</sup> March)</b>
<b>General Activity</b>	Plan a special three course meal for your family or friends. Design the menu to go on the table. Make your menu look attractive.	Write the months of the year in order. Can you think of one special event for each month?	If I had wings and could fly, I'd ....  What would you do and why? Write sentences telling me all about it!	Invent a machine that will give you a wash and get you dressed.  Draw your designs.  You could write about how it works.	Take a photo or draw a picture of you doing some exercise this week. Write about why doing exercise is so important and how it makes us feel.
<b>Mathematics</b>	Find 3 numbers that add up to 20. How many different ways can you find?	Toss a coin 20 times. Write down if it landed on heads or tails. Record the results on a chart. Does the same thing happen every time?	Cut things into thirds (3 equal pieces). Be very careful to get each piece exactly the same size.	Write out your 2, 5 and 10 times table in full. Keep practicing saying it out loud. Ask someone to test you on different sums from the time tables.	Count on & back in odd numbers & then even numbers up to 20.  It might help you to write them out first and draw a circle around the even ones.
<b>English</b>	Reading together (10 minutes daily)				
<b>Class Specific</b>	Practice your neatest handwriting and complete your spellings.  Total homework time – approximately one hour per week.				
<b>Values</b>	This half-term we are focusing on this one of our school values:  We show respect and are kind to one another.				

## Spring Term – Second Half - Year 2

	<b>Week 1</b> Due in 3rd March	<b>Week 2</b> Due in 10 <sup>th</sup> March	<b>Week 3</b> Due in 17 <sup>th</sup> March	<b>Week 4</b> Due in 24 <sup>th</sup> March	<b>Week 5</b> Due in 31 <sup>st</sup> March	<b>Week 6</b> Due in 21st April
<b>General Activity</b>	Plan a <b>healthy</b> three course meal for your family or friends. Design the menu to go on the table. Use the food pyramid to help you.	Learn this rhyme by heart,  Thirty days hath September, April, June and November, February has twenty-eight alone  All the rest have thirty –one  Except In leap year, that’s the time when February’s days are twenty-nine	If I was invisible,  I’d....  What would you do and why?	Every day, draw and label a different symbol that you see on a weather map.	Practise throwing and catching a ball up in the air.  Do little throws and big ones.  Catch it every time.	Invent a machine that will make your bed.  Draw and label your design.  You could write about how it works.
<b>Mathematics</b>	Times table focus this half term: <b>2, 5 and 10 times tables.</b>  Work on becoming fluent in all three, improve upon weaker areas, reduce recall times and relate division facts to the times tables (e.g. $30 \div 5 = 6$ ).					
	Find 3 numbers that add up to 20  (eg. $5 + 12 + 3 = 20$ ).  How many different ways can you find?	Put 3 different socks into a bag. Without looking pick out a sock. Record which sock comes out on a chart like this,  Red Blue White  Sock Sock Sock  Do it 20 times. What do you find out?	Use 20 pennies. Share them into 2 equal groups (half $\frac{1}{2}$ ). How many in each group?  Now work out $\frac{1}{4}$ of the pennies. What is $\frac{3}{4}$ of the pennies?  Do the same with 2ps..	How does the temperature make you feel?  Record each day on a chart,  e.g.  Warm Cold Hot	Learn by heart facts of the <u>2x and 5x and 10x table</u> out of order as well as in order.  Say it loudly.  Say it quietly.  Say it slowly.  Say it quickly.	Think of all the things in everyday life that are related to maths.  Make a list of all you can think off.  How many can you find?
<b>English</b>	Reading together (10 minutes daily) and regular practise of the fluency texts that will be sent home.					
<b>Class Specific</b>	Examples: learning spellings, Literacy and Numeracy facts ( <b>2, 5 and 10x tables</b> ), learning games, topic work, written tasks or handwriting.  Total homework time – approximately one hour per week.					
<b>Values</b>	This half-term we are focusing on this one of the British values:  <b>We show respect and are kind to each other</b>					



English	<p>Reading together (10 – 15 minutes daily)</p> <p>Children should write the pages they have read each day into their diary and ask an adult to sign it <u>each</u> weekend.</p> <p>Diaries are checked and will be signed <b>every Monday</b>. <b>BOOK BAGS SHOULD BE IN SCHOOL EVERY DAY.</b></p>		
Spellings	<p>Please practise these words regularly using the strategies attached and record in your homework book:</p> <p><b>imagine, increase, important, interest, question, recent, reign, remember</b></p> <p><i>We will also be learning the patterns and rules below in class this half term:</i></p>		
	<p>The prefix inter-</p> <p>Examples:</p> <p><b>Interaction, international, Interactive, interchange, internet, intersection</b></p>	<p>Split diagraph (magic e)</p> <p>Examples:</p> <p><b>Cake, bike, like, take, smoke, cute, joke</b></p>	<p>The prefix over-</p> <p>Examples:</p> <p><b>overconfident, overflow, overpaid, overjoyed, overcrowded, overgrown</b></p>
Value	<p>We respect each other and are kind.</p> <p>Year 3 Independence Target: I will remember my PE kit every Wednesday.</p>		

Week 1	Week 2	Week 3	Week 4	Week 5
<p>Your first project this half term is to do something charitable and kind for someone else. This might be helping with a community project, taking part in a charity event or helping a person/group in your community.</p> <p>Here are some suggestions:</p> <ul style="list-style-type: none"> <li>Litter picking in your local area</li> <li>Volunteering at a local project</li> <li>Helping an elderly friend or relative with household/garden chores</li> <li>Taking part in a charity event like a sponsored walk</li> <li>You could even just commit to carry out a random act of kindness each day.</li> </ul> <p>Be sure to record your acts of kindness in your homework book!</p> <p>(This is due in by Tuesday 10<sup>th</sup> March)</p>		<p style="text-align: center;"><b><u>Inspiring People Project</u></b></p> <p>Choose a person who inspires you and create a project about them. You can complete your project on the computer or by hand. You will be telling your class about the person you've chosen to research.</p> <ul style="list-style-type: none"> <li>What makes them inspirational?</li> <li>How are they similar or different to you?</li> <li>What things have they done or do they do that you would like to do as well?</li> <li>What do they inspire you to do?</li> </ul> <p>Think about including pictures of the person, researching their childhood and background, their beliefs and their achievements. (This is due in by Tuesday 31<sup>st</sup> March)</p>		
<p style="text-align: center;"><b><u>Times tables will be tested daily in class</u></b></p> <p>Please practise your times tables out loud, daily, in different orders.</p> <p>This half term, try practising your mental maths skills using the websites below.</p> <p style="text-align: center;"><b><u>Revising x2, x5, x10</u></b></p> <p style="text-align: center;"><b><u>Revising x3, x4, x8</u></b></p> <p style="text-align: center;"><b><u>Revising x6, x7, x9, x11, x12</u></b></p> <p style="text-align: center;">This is ongoing</p>		<p><u>Suggestions for times table practice:</u></p> <ul style="list-style-type: none"> <li>Times tables Rockstars - Focus on the times tables you don't know!</li> <li><a href="https://www.topmarks.co.uk/maths-games/hit-the-button">https://www.topmarks.co.uk/maths-games/hit-the-button</a></li> <li><a href="https://www.timestables.co.uk/">https://www.timestables.co.uk/</a></li> <li>Speed practice – say your times tables (with someone to check!) and time yourself. Each day, time yourself again to see how fast you can get!</li> <li>Research a song that could help you remember it, or write your own!</li> </ul>		
<p style="text-align: center;"><b>Reading</b></p> <p style="text-align: center;">Reading together – Read four or more times a week to be in our raffle! (10 – 15 minutes daily)</p> <p style="text-align: center;">Children should write the pages they have read each night into their diary and ask an adult to sign it each Monday night.</p> <p style="text-align: center;">Diaries are checked and will be signed <b>every Tuesday</b>.</p> <p style="text-align: center;"><b>CHILDREN NEED THEIR BOOK BAG IN SCHOOL EVERY DAY</b></p>				

Spellings	Week 1, 2		Week 3 and 4		Week 5	
	-sion	tricky words	-ssion	tricky words	-cian	tricky words
	decision	possible	discussion	promise	musician	sentence
	confusion	potatoes	expression	purpose	electrician	therefore
	division	pressure	permission	quarter	politician	
	explosion		admission		optician	
	vision		impression		magician	
	invasion				mathematician	

### Geography

This year, Year 4 children need to try to memorise all of the counties in the United Kingdom. We have provided a labelled map as well as a blank map so that your child can practise at home as well as at school. Children should try their best to memorise the counties and write them down in their book from memory. When they cannot remember anymore, let them have a quick 5 second peek to jog their memory so that they can continue. **We have been so impressed with how hard they've worked, they even beat the teachers!**



## Spring Term – Second Half

### Year 5

	Week 1	Week 2	Week 3	Week 4	Week 5	Week 6	Week 7
English	Homework will vary according to the group in which a pupil is taught for English. Homework will be handed out on a week-by-week basis, relating to work covered in class that week. As a part of English homework lists of spellings will be given for children to practise.						
Maths	Homework will vary according to the group in which a pupil is taught for maths. Homework will be handed out on a week-by-week basis, relating to work covered in class that week.						
Science	Homework will vary according to the group in which a pupil is taught for science. Homework will be handed out on a week-by-week basis, relating to work covered in class that week.						
Reading	15 minutes at least four times a week. <u>Record in your reading diaries.</u> Try to read to an adult at least twice a week.						
British Value	This half-term we are focusing on this one the value: <b>MUTUAL RESPECT: We show respect and are kind to one another.</b>						

## Spring Term – Second Half

### Year 6

	Week 1	Week 2	Week 3	Week 4	Week 5	Week 6	Week 7
English	Homework will vary according to the group in which a pupil is taught for English. Homework will be handed out on a week-by-week basis, relating to work covered in class that week. As a part of English homework lists of spellings will be given for children to practise.						
Maths	Homework will vary according to the group in which a pupil is taught for maths. Homework will be handed out on a week-by-week basis, relating to work covered in class that week.						
Science	Homework will vary according to the group in which a pupil is taught for science. Homework will be handed out on a week-by-week basis, relating to work covered in class that week.						
Reading	15 minutes at least four times a week. <u>Record in your reading diaries.</u> Try to read to an adult at least twice a week.						
British Value	This half-term we are focusing on this one the value: <b>MUTUAL RESPECT: We show respect and are kind to one another.</b>						