



**Welcome to our Phonics
Meeting for parents**

SUPERSONIC
Phonic Friends

What is Phonics at Eversley

- Supersonic Phonic Friends use the DFE Letters and Sounds programme
- Phased 1 – 5 systematic approach
- We access the Supersonic Phonic Friends resources to enhance our teaching and learning.
- The ability to be able to listen to sounds in words
- Recognising and remembering the spelling for the sounds in words
- Building words
- Reading words – flash cards and decodeable text
- Writing words

Experience, Exposure and Enjoyment

- Can do ethos
- Books
- Rhymes
- Poems
- Songs
- Clever conversations
- Vocabulary
- Story making and telling
- Bringing books to life
- Love, joy and laughter

Reading and writing float on a sea of talk

And then we teach the skills using...



**Systematic Synthetic
Phonics approach.**

The Skills Characters




Rhythm

Lots of chunks/ syllables in a word



Alliteration

The beginning sound we can hear in a word



Oral Blending and Segmenting

All the sounds we can hear in a word



sh-o-p



d-e-n



j-a-m

A phoneme

A sound we can hear in a word



f-o-x



n-a-p



b-oa-t

Saying the sounds clearly



s



a



t



p



i



n



m



d

Can you say the phonemes?



Let's have a go at saying the Phonemes!

**Do you struggle to say the Phonemes?
You are not alone!**

https://youtu.be/BqhXUW_v-1s

**The link above will be sent home in an
email so you can listen to them.**

A grapheme
Is the spelling we can see



Our Teaching of Phonics

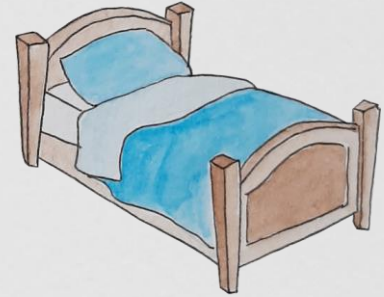
- Each day we teach a new phoneme
- We do this through a range of activities.
- We revisit the phonemes daily



The Basics 2

Listen, Recognise, Build, Read, Write

3 sounds only



Week

Recognise Spellings for the
Sounds

1

s a t p

2

i n m d

3

g o c k

4


c k e u r

5

h b f l

6

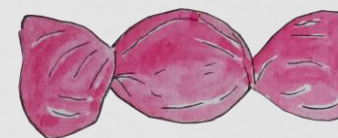
l l f f s s



The Basics 3

Listen, Recognise, Build, Read, Write

3 sounds only



Week	Spellings for the Sounds
1	j v w x
2	y z zz qu
3	ch sh th ng
4	ai ee igh oa
5	oo oo ar or
6	ur ow oi er
7	ure ear air



The Basics 4

Listen, Recognise, Build, Read, Write

4 and more sounds only

No new spellings to remember

Week

Listening to more than 3
sounds in a word

1

CVCC tent camp

2

CCVC stop flag

3

CVCC roast paint

4

CCVC float brain

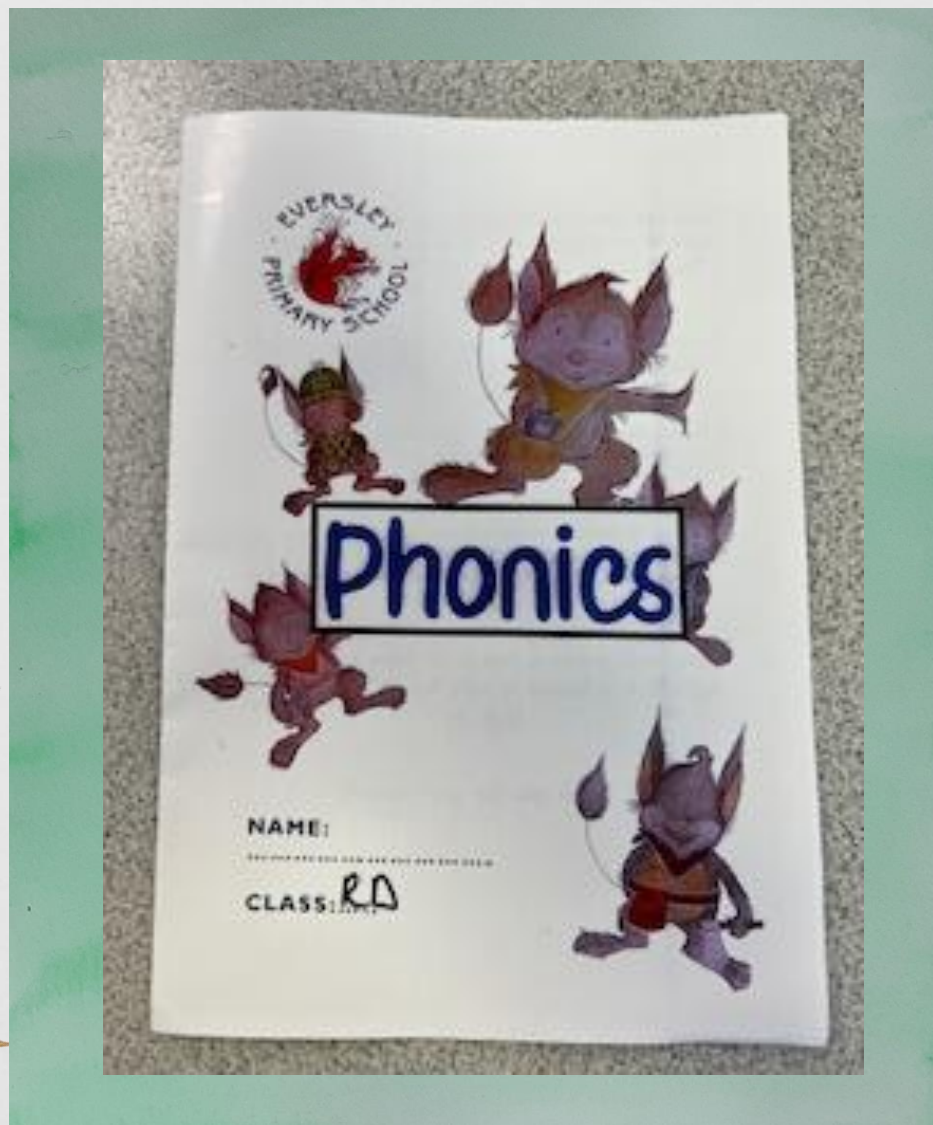
5

CCVCC splash

6

CCCVCC sprint





As your children learn the phonemes
we will send them home in this
Supersonic Phonic Friends booklet.



Tricky Words

All Phases

I to no go into

he

she

me

be

we



Nonsense Words

All Phases

tish

shig

sheb

shab



Reading Books

We will send home reading books with your child that are linked to the phonics phase they are secure at.



To begin with your child may bring home a book without any words. This is an important part of the teaching of reading. Children need to be able to speak about pictures and tell their own stories and we encourage you to do this with them.



Application






Decodeable – matching my phonics

All phases



Application Story Books

All phases



Application

Environmental Print and Popular Culture (words in the world around us!)

All phases



NETFLIX



CBeebies
BBC





Play

Application

All Phases



What will we do?

- ✓ Teach your child phonics 4 x a week following specific consistent steps in teaching
- ✓ Teach your child a tricky word session weekly alongside phonics.
- ✓ Monitor and assess your child
- ✓ Keep you updated on your child's progress through parents evenings and 1:1 discussion where appropriate
- ✓ Send home work to support your child's phonological awareness
- ✓ Share ideas and send home games and resources for you to play at home, where appropriate
- ✓ Share apps/ websites with you to download

What can you do?

- ✓ Come to progress meetings and know where your child is up to
- ✓ Talk to your child about the new learning for the week – ask them to teach it to you – **little and often**
- ✓ Play games and use resources with your child – **little and often**
- ✓ Download apps and log on to websites with your child
- ✓ Read with and to your child regularly
- ✓ Ask if you are unsure – we are happy to help!

Questions?

SUPERSONIC

Phonic Friends



SUPERSONIC

Phonic Friends



Thank you for taking the time to join us this morning.