




**Welcome to our Phonics
Meeting for parents**

SUPERSONIC
Phonic Friends

Hi everyone
I am Len one of the
Supersonic Phonic
Friends.





Supersonic Phonic
Friends is a systematic
approach that has been
approved by the
Government for the
teaching of Phonics.

What is Phonics at Eversley?

- Supersonic Phonic Friends is based on the Letters and Sounds programme
- It is a stepped, 1 – 5, systematic approach
- We access the Supersonic Phonic Friends resources to enhance our teaching and learning.
- We teach children to be able to listen to sounds in words
- We help them to recognise and remember the spelling for the sounds in words
- We teach them to build and read words – using flash cards and decodeable text
- Then teach them to apply their phonics help them to write words


What do we want for our children?

We want to encourage...

- a can do ethos
- a love of books, rhymes, poems and songs.
- engagement with text of all types.
- clever conversations
- new and interesting vocabulary.
- Story making and telling
- a confidence to try something new.

Reading and writing float on a sea of talk

The Supersonic Phonic characters help
the children with the skills that they
need for reading, writing and spelling. .



The Skills Characters



Listening Len and See it Sam

Listening Len helps us hear the sounds in the words that we speak and See it Sam helps us see and remember the spellings each and every week.



Tricky Tess and Nonsense Nan

Let us introduce you to Nan and Tess, they help us read those silly words which make no sense and make reading the tricky words fun and immense!



Seb, Bill and Ben

Meet the three musketeers, Segmenting Seb, Building Bill and Blending Ben, who help you pick up a book and a pen!

The Skills Characters



**The twins – Rex
and Ron**

Introducing our twins Reading
Rex and Writing Ron who are so
bright. These guys help us to
read and write!



**Cheeky Sneaky
Sid**

Sid is funny, cute and sneaky...
not to mention a little bit
cheeky!



**Jazzy Jack and
Magic Mack**

Jack and Mack help us to hear
more than 3 sounds in a word,
they bring the sound to life so it
can be heard.



Suze and Mitch

Choose to use Suze and switch
it to Mitch are so very cool, they
help us switch the spell sound
and the choose to use rule!

How do the characters
help teach your children?
They teach them about
phonemes and graphemes.



**A phoneme is a sound we can
hear in a word.**



f-o-x



b-oa-t

A grapheme is the letter or letters we write for that phoneme.



n-a-p



b-oa-t

Oral Blending and Segmenting

All the sounds we can hear in a word

We help the children to Listen with Len and then Build with Bill to hear then say the words.



sh-o-p



j-a-m

Saying the sounds clearly



s



a



t



p



i



n



m



d

Can you say the phonemes?



Let's have a go at saying the Phonemes!

**Lets have a look at things you can do at
home.**

**Do you struggle to say the Phonemes?
You are not alone!**

https://youtu.be/BqhXUW_v-1s

**The link above will be sent home in an
email so you can listen to them.**

Our Teaching of Phonics

- Each day we teach a new phoneme
- We do this through a range of activities.
- We revisit the phonemes daily



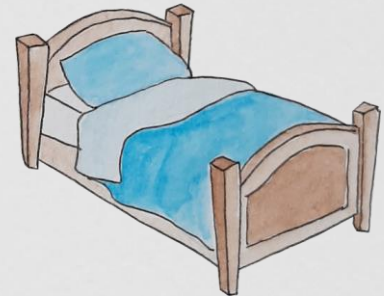
The Basics 2

Listen, Recognise, Build, Read, Write

3 sounds only



This is taught in Reception



Week

Recognise Spellings for the
Sounds

1

s a t p

2

i n m d

3

g o c k

4

ck e u r

5

h b f l

6

ll ff ss

These are recapped daily.



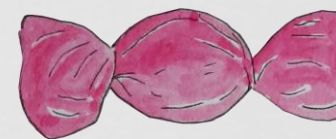
The Basics 3

Listen, Recognise, Build, Read, Write

3 sounds only



This is taught in Reception



Week

Spellings for the Sounds

1

j v w x

These are recapped daily.

2

y z zz qu

3

ch sh th ng

4

ai ee igh oa

5

oo oo ar or

6

ur ow oi er

7

ure ear air



The Basics 4

Listen, Recognise, Build, Read, Write

4 and more sounds only

No new spellings to remember

Week

Listening to more than 3
sounds in a word

1

CVCC tent camp

2

CCVC stop flag

3

CVCC roast paint

4

CCVC float brain

5

CCVCC splash

6

CCCVCC sprint





The Higher Levels of Phonics

Listen, Recognise, Build, Read, Write

Choose to use Suze 5c



These are taught throughout year 1 and recapped daily.

Week	Choose to Use Spellings
Example	ai and ay
Example	ee and ea
Example	ie and igh
Example	oa and oe
Example	oo and ue
Example	oi and oy
and more....	



The Higher Levels of Phonics

Listen, Recognise, Build, Read, Write.



Listening Len



Switch it Mitch



Week

Switch it Spell Sounds

Example

fog and gold

Example

pit and child

Example

tie and thief

Example

cow and snow

Example

goat and giant

Example

tea and bread

and more

Tricky Words

All Phases

I to no go into

he

she

me

be

we



Nonsense Words

All Phases

tish

shig

sheb

shab



Year 1 Phonics Screening

The Phonics Check is something we have to do in school with the children to see how they are progressing with their phonological awareness.



This isn't till June, so lets not worry too soon!



Reading Books

We will send home reading books with your child that are linked to the phonics phase they are secure at.



To begin with your child may have brought home a book without any words. This is an important part of the teaching of reading. Children need to be able to speak about pictures and tell their own stories and we encourage you to do this with them.




Application


Decodeable – matching my phonics

All phases






The children's Phonics books will be changed weekly. They need to be reading these daily. The sharing books are chosen by the children and they are to share with you.





Application Story Books




Application

Environmental Print and Popular Culture
(words in the world around us!)



NETFLIX



What will we do?

- ✓ Teach your child phonics 4 x a week following specific consistent steps in teaching
- ✓ Teach your child a tricky word session weekly alongside phonics.
- ✓ Monitor and assess your child
- ✓ Keep you updated on your child's progress through parents evenings and 1:1 discussion where appropriate
- ✓ Send home work to support your child's phonological awareness
- ✓ Share ideas and send home games and resources for you to play at home, where appropriate
- ✓ Share apps/ websites with you to download

What can you do?

- ✓ Come to progress meetings and know where your child is up to
- ✓ Talk to your child about the new learning for the week – ask them to teach it to you – **little and often**
- ✓ Play games and use resources with your child – **little and often**
- ✓ Download apps and log on to websites with your child
- ✓ Read **with and to** your child regularly
- ✓ Ask if you are unsure – we are happy to help! 😊

Questions?

SUPERSONIC

Phonic Friends



SUPERSONIC

Phonic Friends



Thank you for taking the time to join us this morning.





Play

Application

All Phases

